


T.O.M™ 1 SINGLE INSTRUMENT FOR ALL YOUR SURGERIES



**100% FRENCH
INNOVATION THAT
IS INTERNATIONALLY
PATENTED**



**Mano
Médical**
by **génia**

Electrosurgery



Principle of high frequency surgery

Monopolar electric scalpels pass an electric current through the animal between two electrodes: the active electrode and the passive Electrode (the neutral plate). Standard bipolar forceps do not require a neutral plate, as the two tips are the two active electrodes.

The electrical signal is modulated by the machine depending upon the results you want to achieve:

- Cutting
- Coagulation
- Cutting with coagulation

► Monopolar function

In monopolar mode, several types of current are used to :

- Cut
- Coagulate
- Cut with haemostasis

► Bipolar function

The bipolar function is used for coagulation. It is very practical, in particular for the coagulation of blood vessels. However, it is unsuitable for dissecting large tissue masses and ineffective for cutting.



HAS (Haute Autorité de Santé - French Health Authority) recommendation:

The bipolar mode should be preferred to the monopolar mode due to the risk of burns related to

- high voltage
- poor contact with the neutral plate



T.O.M™ combines all the advantages of both monopolar and bipolar modes, without their disadvantages, and with just one instrument!



Mano
Médical
by génia

MAKES
ELECTROSURGERY
MORE EFFICIENT
BY LIMITING
THE CONSTRAINTS
AND RISKS
IN ITS USE

Cutting and coagulation of soft tissue
at low voltage without a neutral plate

T.O.M™ replaces many electrosurgical devices:

- ▶ Monopolar handle
- ▶ Neutral plate
- ▶ Standard bipolar forceps
- ▶ More than 10 other instruments

By a simple rotation of the blade electrode, T.O.M™ offers
12 functions:

- ▶ Small-scale cutting
- ▶ Large-scale cutting
- ▶ Coagulation, etc.

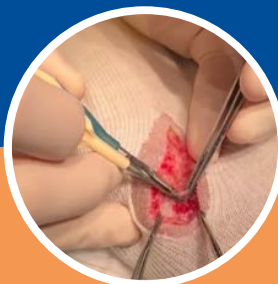
T.O.M™ ensures safety for both practitioner and patient:

- ▶ Very low voltage operation
- ▶ Constant cutting depth
- ▶ No risk of plate burns

T.O.M™ has the advantage of eco-design:

- ▶ Autoclavable handpiece
- ▶ Consumables limited to 4 grams
- ▶ Eco-responsible packaging

Surface
coagulation



Fine
cutting




The benefit for the surgeon :

a single instrument to do everything, with intuitive, safe ergonomics.

The benefit for the patient :

improved haemostasis, resulting in shorter operating times and no risk
of burns from the return plate.



Now the surgery in one go



Switching to T.O.M™ ensures you have:

Excellent work efficiency

- Simplified surgical preparation
- Bipolar mode
- Many cutting and coagulation functions
- Extremely effective haemostasis

Savings in both time and money

- A single tool for all your surgeries
- Blade for cutting and coagulation
- Autoclave sterilisation
- Time savings resulting from optimised equipment management

Maximum safety

- Very low voltage operation
- Constant cutting depth
- No risk to the patient of plate burns
- Smoke evacuation on the production site (Extra T.O.M™)



Extra T.O.M™ Aspiration of surgical smoke and/or tissue irrigation

The aspiration of surgical smoke, aerosols and harmful gases directly from their source provides effective protection for the practitioner and his/her team, and improved visibility of the surgical site.

Irrigation of the tissues makes gentle coagulation possible, without charring, for rapid control of complicated bleeding.



◀ T.O.M™-compatible generator and smoke aspirator on dedicated trolley



Mano
Médical
by génia

22 rue Charles de Gaulle
22100 Lanvallay - France
Tel. +33 (0)2 96 85 86 76

export@manomedical.com

www.manomedical.com